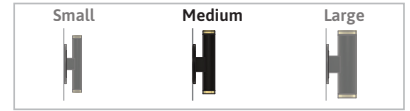


# BIRCH WALL MOUNT MEDIUM SPEC SHEET



BIR-WM-M



Our BIRCH series LED light fixtures are a simple, yet elegant solution for architectural luminaire. The BIRCH series have three mounting options (Pendant, Wall Mount and Ceiling Mount) and three optic configurations (Narrow, Medium & Wide). Three sizes are available depending on the amount of power needed; Small 5W, Medium 10W and Large 15W. Colour and length of fixture can be customize according to client's specific need.



## SPECIFICATION


<b>OPERATING VOLTAGE</b>	100 - 264 VAC
<b>OPERATING TEMPERATURE</b>	-20°C to + 50°C
<b>CRI</b>	80
<b>INPUT CURRENT @115 VAC, 60Hz</b>	90 mA
<b>INPUT CURRENT @230 VAC, 50Hz</b>	55 mA
<b>NO OF LED</b>	2
<b>LED TYPE</b>	COB
<b>LIGHT SOURCE</b>	Cree
<b>CCT</b>	2200K / 2700K / 3000K / 4000K
<b>PROJECTION</b>	Narrow, Medium, Wide
<b>FIXTURE CONNECTION</b>	Junction Box
<b>AVAILABLE IP RATING</b>	IP66



## DELIVERED LUMENS BY CCT

White	Single (10W)	Up-Downlight (2 x 10W)
2200K	750 lm	1500 lm
2700K	900 lm	1800 lm
3000K	940 lm	1880 lm
4000K	990 lm	1980 lm

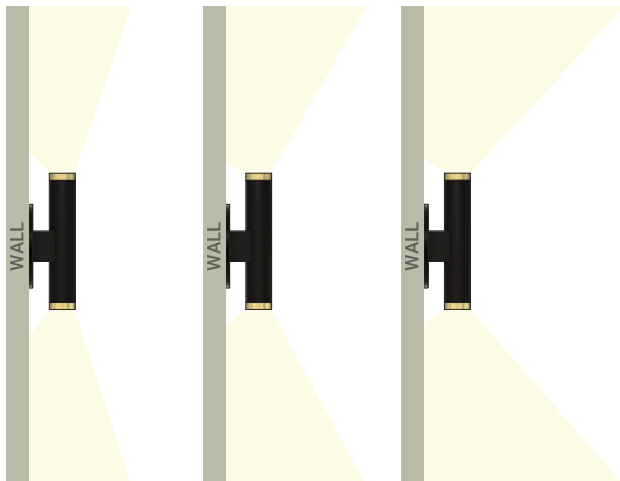
### Application



Narrow

Medium

Wide



Downlight (1 LED)



Uplight (1 LED)



Up-Downlight (2 LEDs)



Honeycomb Louver (Optional)



# BIRCH WALL MOUNT MEDIUM SPEC SHEET



BIR-WM-M

## ORDERING CODE

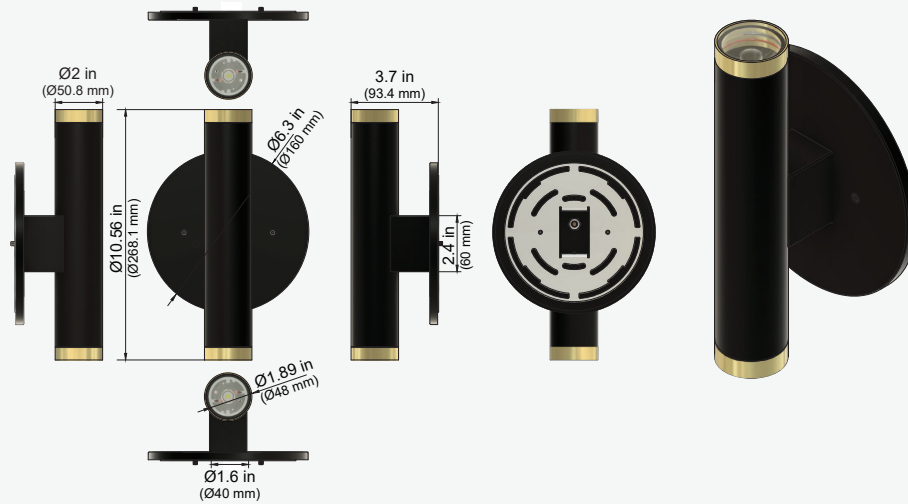
PRODUCT SERIES	TYPE	SIZE	POWER	COLOR TEMPERATURE	PROJECTION	MOUNTING	VOLTAGE	ACCESSORIES
BIR	W1U - WALL MOUNT SINGLE UPLIGHT	M - MEDIUM	10W - 10WATTS SINGLE LIGHT	CT22 - 2200K	NB - NARROW	WM - WALL MOUNT	AC - 100~264VAC	N - NONE
	W1D - WALL MOUNT SINGLE DOWNLIGHT		2x10W - 20WATTS UP (10W) + DOWN (10W)	CT27 - 2700K	MB - MEDIUM			H - HONEYCOMB
	W2 - WALL MOUNT UP & DOWNLIGHT		CT30 - 3000K	WB - WIDE				
				CT40 - 4000K				

### FIXTURE FINISHING

BODY FINISH		TRIM FINISH	
BWH - WHITE	TWH - WHITE	TBL - BLACK	TSL - SILVER
BBL - BLACK	TBL - BLACK	TGD - GOLD	TCM - CUSTOM
BSL - SILVER	TSL - SILVER		
BCM - CUSTOM	TGD - GOLD		
	TCM - CUSTOM		

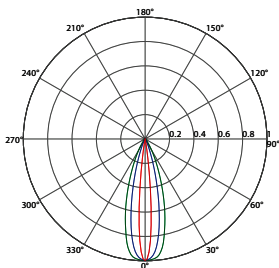
Sample: BIR-W2-M-2x10W-CT22-NB-WM-AC-N-BWH-TGD

## DIMENSIONS

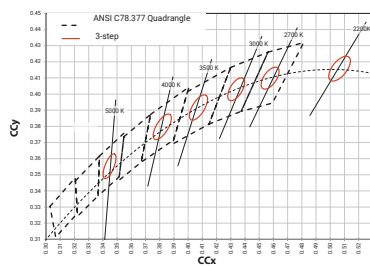


## PHOTOMETRIC DATA

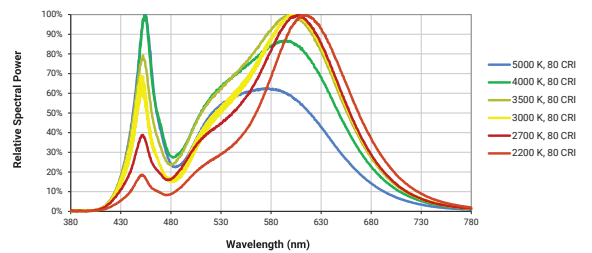
### Polar Curve



### BIN Details (CIE 1931)



### Spectral Distribution



## RELATED PRODUCTS

### Pendant Mount



### Telescopic Mount

